



Sorrento Mobile App User Manual

Table of Content

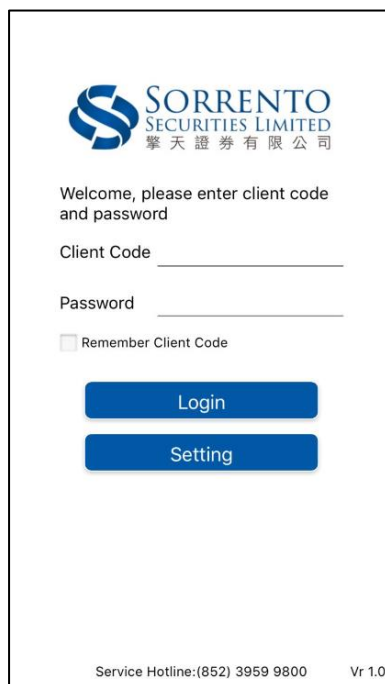
1) Login	Page 3
2) Trading Platform	Page 6
Menu Bar	Page 6
Hong Kong Stock Quotes	Page 7
Watch list	Page 7
Securities Trading	Page 8
Market Information	Page 13
3) User Logout	Page 14

1. Login

- a) The following icon will appear after downloading “Sorrento Securities” application



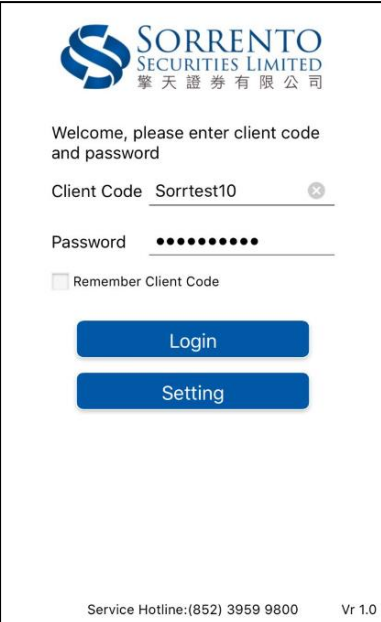
- b) Click on the “Sorrento Securities” app for the following login page to appear

The login page features the Sorrento Securities Limited logo at the top, which includes the stylized 'S' and the company name in English and Chinese. Below the logo, it says 'Welcome, please enter client code and password'. There are two input fields: 'Client Code' and 'Password'. A checkbox labeled 'Remember Client Code' is positioned below the password field. At the bottom of the form are two blue buttons: 'Login' and 'Setting'. The footer contains the text 'Service Hotline:(852) 3959 9800' and 'Vr 1.0'.

- c) Language Settings

The 'Language Setting' screen has a dark blue header with a 'Back' button and the title 'Language Setting'. Below the header is a list of language options, each with a checkbox: 'Default', 'English' (which is checked with a green checkmark), '简体中文', and '繁體中文'.

- e) Enter your Client Code and Password (the same user name and login password of "Sorrento Online Trading Platform"), and then press [Login]



The screenshot shows the login interface for Sorrento Securities Limited. At the top is the company logo and name in English and Chinese. Below this, a welcome message asks the user to enter their client code and password. There are two input fields: 'Client Code' with the text 'Sorrtest10' and a clear button, and 'Password' with masked characters. A checkbox for 'Remember Client Code' is present. Two blue buttons, 'Login' and 'Setting', are at the bottom. The footer contains the service hotline and version number.

SORRENTO
SECURITIES LIMITED
擎天證券有限公司

Welcome, please enter client code and password

Client Code

Password

☐ Remember Client Code

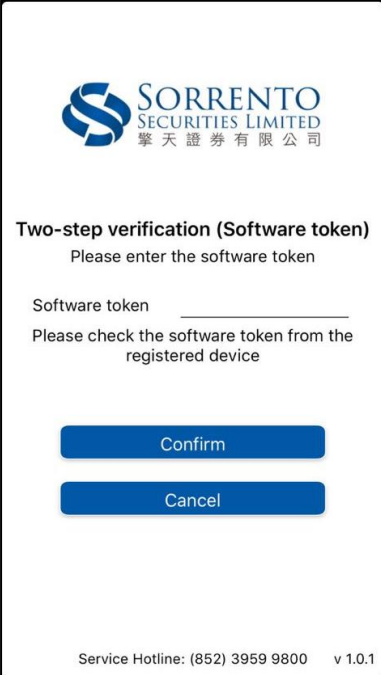
Login

Setting

Service Hotline: (852) 3959 9800 Vr 1.0

- f) Enter your and then press [Login]

- Enter the verification code obtained by downloading and registering the Ayers Token Mobile Phone App and press [Confirm]
- If you have not downloaded the above application, you can refer to "Online Trading Platform – Two Factor Authentication Mobile Phone Application Manual" to complete the registration process



The screenshot shows the two-step verification screen. It features the Sorrento logo and a title 'Two-step verification (Software token)'. The instructions ask the user to enter the software token and check it from the registered device. There is a single input field for the 'Software token'. Two blue buttons, 'Confirm' and 'Cancel', are at the bottom. The footer contains the service hotline and version number.

SORRENTO
SECURITIES LIMITED
擎天證券有限公司

Two-step verification (Software token)
Please enter the software token

Software token

Please check the software token from the registered device

Confirm

Cancel

Service Hotline: (852) 3959 9800 v 1.0.1

- g) After reading the disclaimer, click [Agree] to login to the main page
- If you press [Disagree], you will return to the login page

Disclaimer and Risk Disclosure Statements

1. You are the only authorized user of the app trading services. You, as the account holder, shall be wholly responsible for the confidentiality, security and use of the access codes issued to you by Sorrento Securities Limited ("Sorrento"). Sorrento shall not be liable for any loss or damage you may suffer as a result of unauthorized using or attempting to use the app services.


2. There is inherent risk in investing in the financial market; the price of investment instrument may experience upward or downward movements, even become valueless. Clients have to read and understand the relevant Risk Disclosure Statement and seek professional advice before making any investment decision.

3. If clients undertake transactions on an app trading system, you will be exposed to risks associated with the system including the failure of hardware and software. The result of any system failure may be that your order is either not executed according to your instruction or is not executed at all.

4. Transactions execute via an app trading system/electronic means may expose you to risk including the failure of hardware, software and system, which may lead to your order(s) executed. Unpredictable internet connection

Remarks

- If you want to save the Client Code for future login, you can enable the "Remember Client Code" function
- The passwords for "Sorrento Mobile App" and "Sorrento Online Trading" are synchronized, if the password is changed in either system and the password of other systems will be changed simultaneously
- **Logging into "Sorrento Mobile App" and "Sorrento Online Trading" simultaneously is considered as duplicate login, the first login user will be forcibly logged out of the system and the following duplicate login message will be prompted **

 **SORRENTO**
SECURITIES LIMITED
擎天證券有限公司

Welcome, please enter client code and password

Client Code

Password

☒ Remember Client Code

q w e r t y u i o p
a s d f g h j k l
↑ z x c v b n m ↓
.?123 space return

2. Trading Platform

Menu Bar

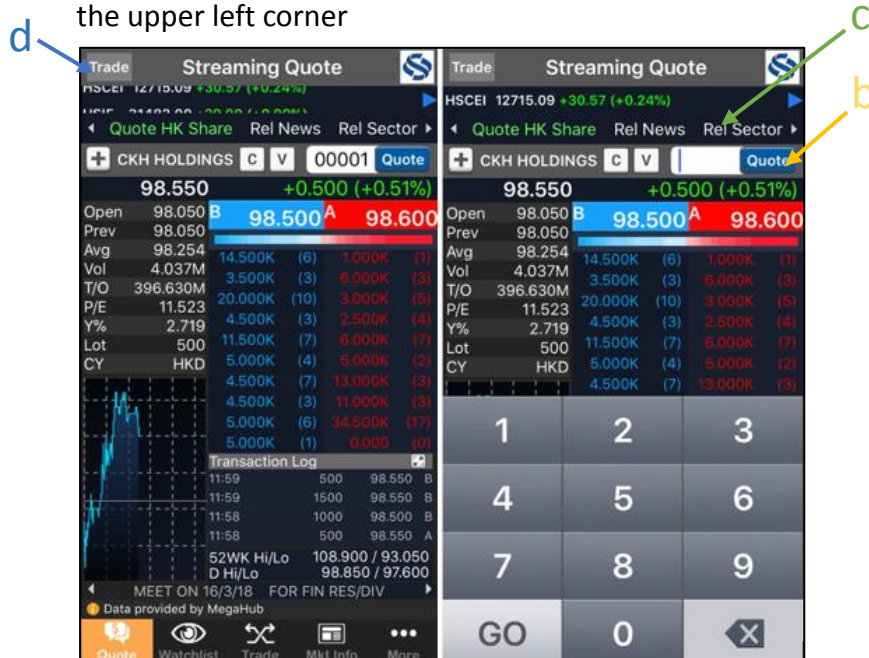
a) After successfully login, the following screen will appear. The bottom menu bar contains :

- [Quote]
- [Monitor]
- [Transaction]
- [Market Information]
- [More]



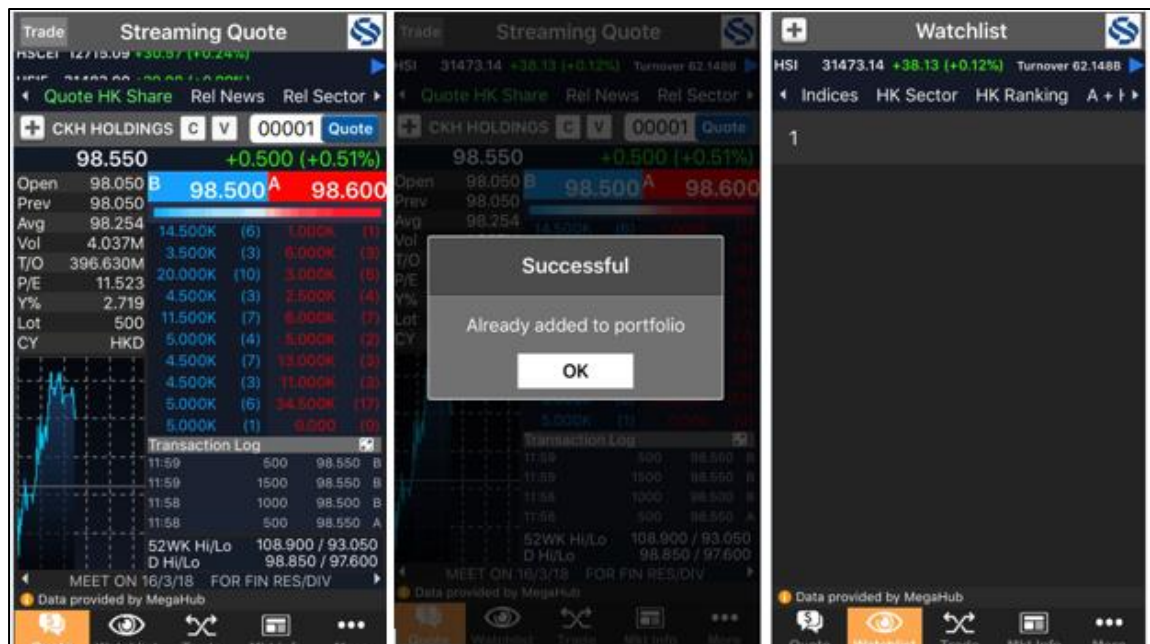
Hong Kong Stock Quotes

- b) To Check the stock price, enter the stock code in the text box and press [Quote]
- c) On top of quote box there is a menu bar for accessing more information by scrolling left and right: Related News, Related Sector, Fundamentals, etc
- d) If you wish to trade the particular Hong Kong Stock, directly press [Trade] button at the upper left corner



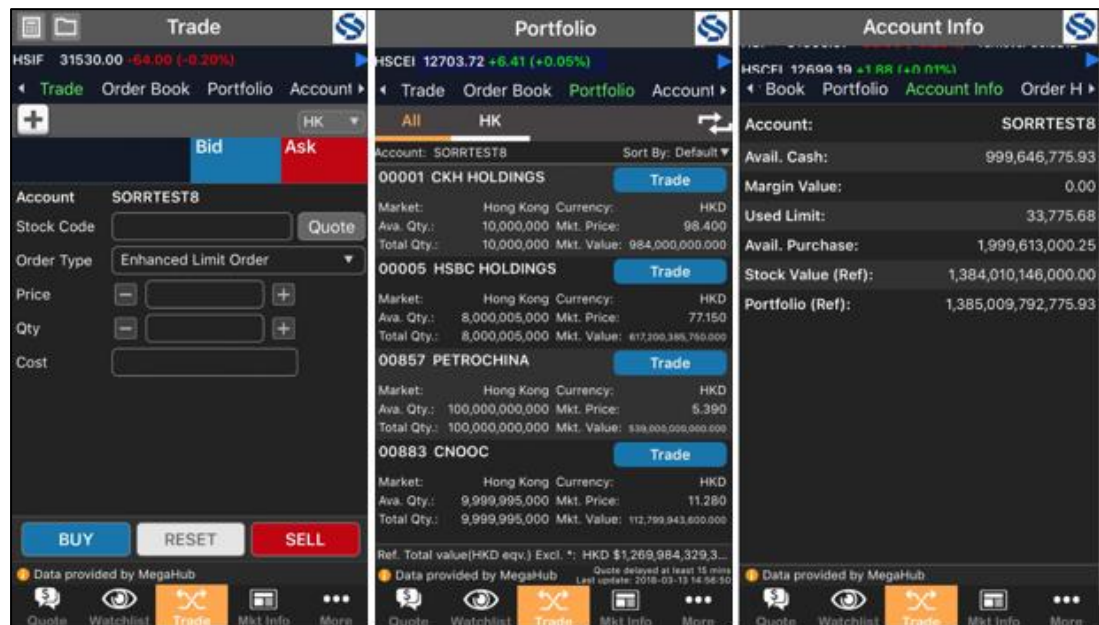
Watch List

- e) You can create lists of your favorite stocks. Add each Hong Kong stocks to your Watch List by pressing [+]

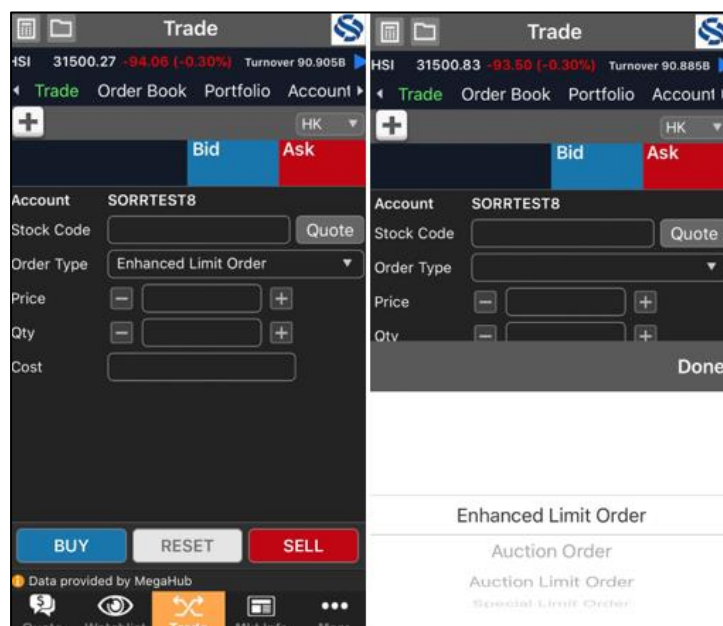


Securities Trading

- f) Above the [+] button there is a menu bar for accessing more information by scrolling left and right: Order Book, Portfolio, Account Info, etc
- g) By clicking the upper left [Calculator Icon] you can check the Total Usable Fund of your account
- h) By clicking the upper left [Folder Icon] you can check the Available Quantity

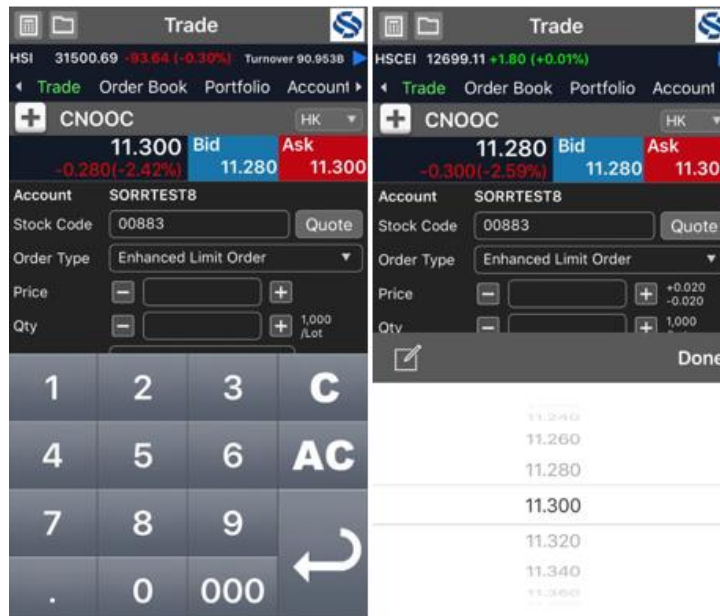


- i) Please follow the steps below to create a Trade:
 1. Enter the Stock Code (Press the [Quote] button on the right to display the stock price)
 2. Input Order Type
 - press the [Order Type] button, type options will be displayed



3. Input price

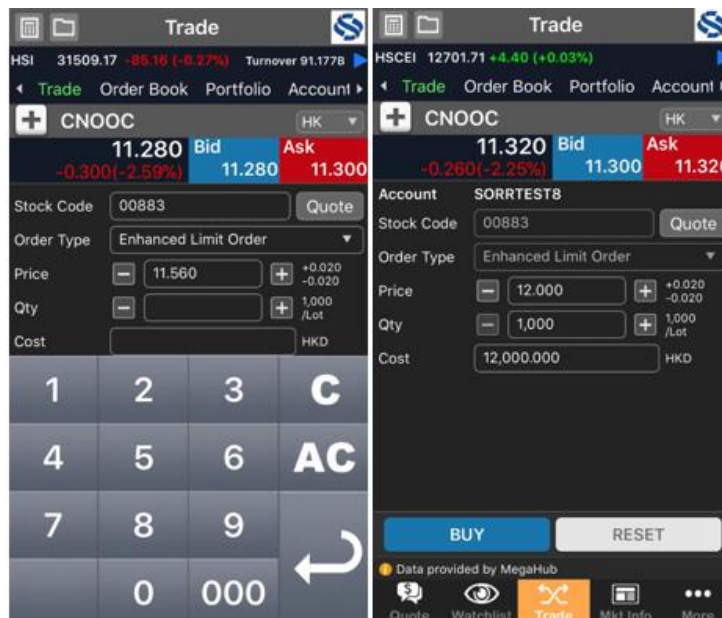
- Press [Price] field, a list of price options is displayed, scroll up or down to select a price, or press the [Edit] to key in the custom price directly



4. Input Quantity

- Press [Quantity] field, the number of options will be displayed, scroll up or down to select the number, or press [Edit] to key directly the custom quantity

5. When all items are selected, press [Buy] / [Sell] Input Quantity



6. Order confirmation

- New Order details will be displayed before confirmation , check if all the items are correct
- If the item is correct, press [Buy] / [Sell] to place an order
- If you need to change the items or cancel the order completely, please press [Cancel]

New Order - Buy

HSI 31516.17 -78.16 (-0.25%) Turnover 91.232B

Trade Order Book Portfolio Account

Account: SORRTEST8
B/S: Buy
Market: Hong Kong Market (HKEX)
Stock Name: CNOOC
Stock Number: 00883
Order Type: Enhanced Limit Order
Price: HKD 11,560
Quantity: 1,000
Consideration: HKD 11,560.000
Commission: HKD 57.80
Stamp Duty: HKD 2.00
Transaction Levy (SFC): HKD 1.00
Trading Fee (HKEx): HKD 1.00
CCASS FEE: HKD 3.00
Net Amount: HKD 11,624.80

*For reference only, the fees in statements should prevail.

CANCEL BUY

Data provided by MegaHub

Quote Watchlist Trade Mkt Info More

7. Order Status

- The system will return the following confirmation message
- Press the [Order Status] button, it will automatically direct to the order status page

Order Received

HSCEI 12702.00 +4.69 (+0.04%)

Trade Order Book Portfolio Account

Order received,
please go to "Order Status" for
status enquiry.

Trade Order Status

Quote Watchlist Trade Mkt Info More

Order Book

HSCEI 12715.09 +30.57 (+0.24%)

Trade Order Book Portfolio Account

All Queuing Completed Cancelled

Account: SORRTEST8 Sort By: Order Update Time

Hong Kong Market (HKEX)

BUY 00883 CNOOC

Order Qty.: 1,000 Order Price: 12,000
Exec Qty.: 0 Remain Qty.: 1,000
Type: Enhanced Limit Order Order No.: 257767

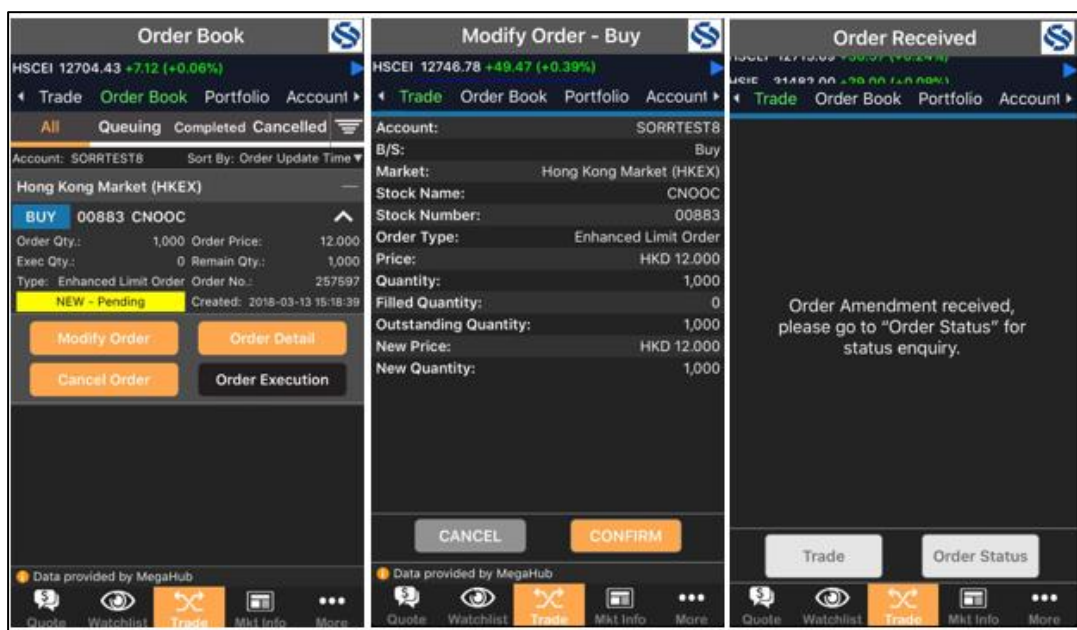
Q - Queued Created: 2018-03-15 12:29:23

Data provided by MegaHub

Quote Watchlist Trade Mkt Info More

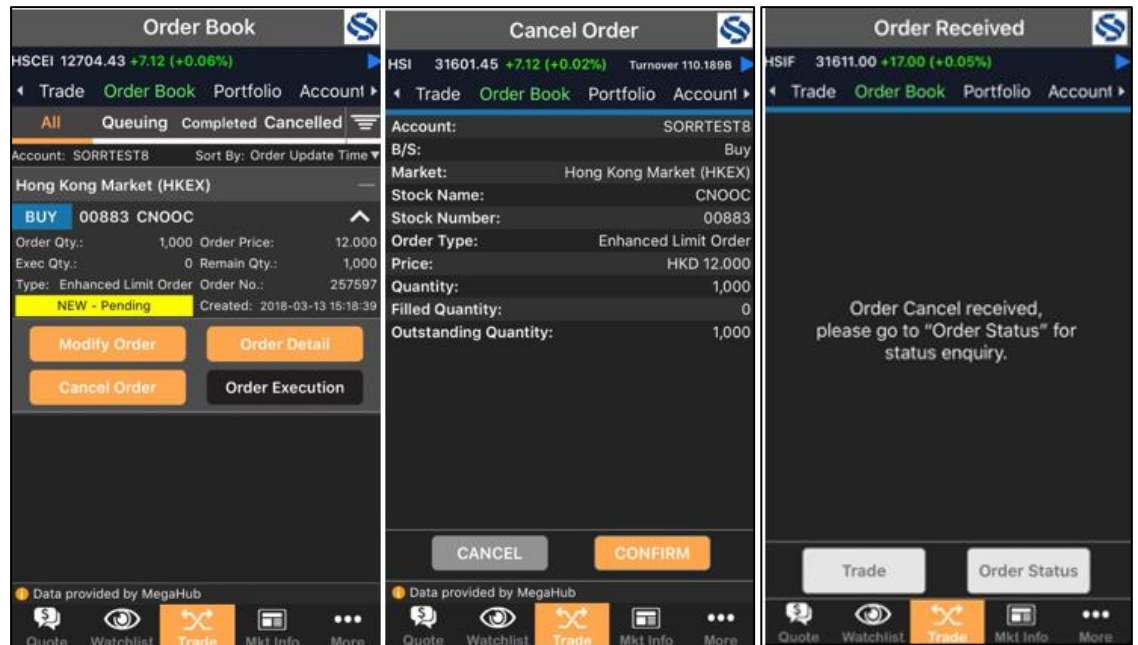
8. Modify Order

- Press the right (down arrow) in the order status and the following options menu will be prompted
- Press [Modify Order] button to modify your orders
- When all the items are amended for the order, press [Buy]/[Sell] accordingly to display all the changed items. Press [Confirm] to proceed with changes
- After confirmation, the system will return a confirmation message



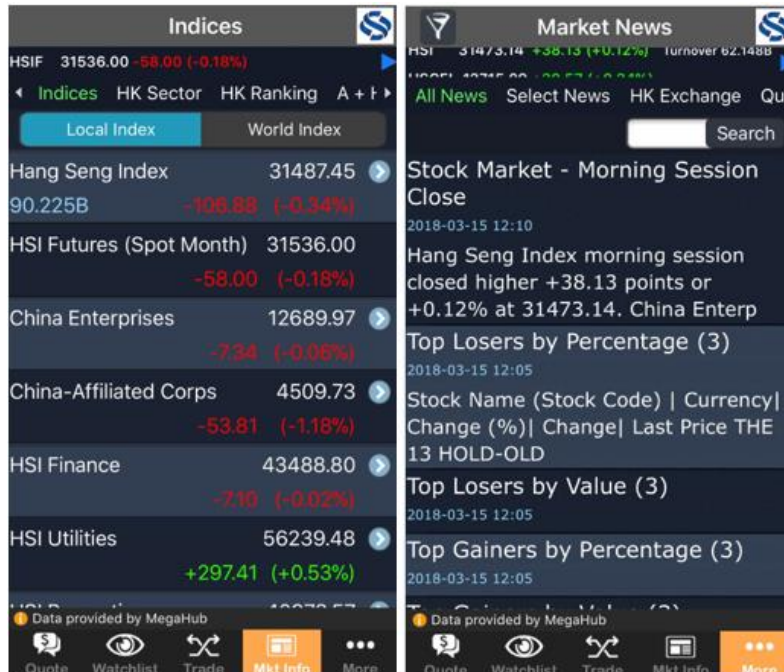
9. Cancel Order

- Press the right (down arrow) in the order status and the following options menu will be prompted, then press [Cancel Order] button
- Press [Confirm] button to cancel the order
- After confirmation, the system will return a confirmation message



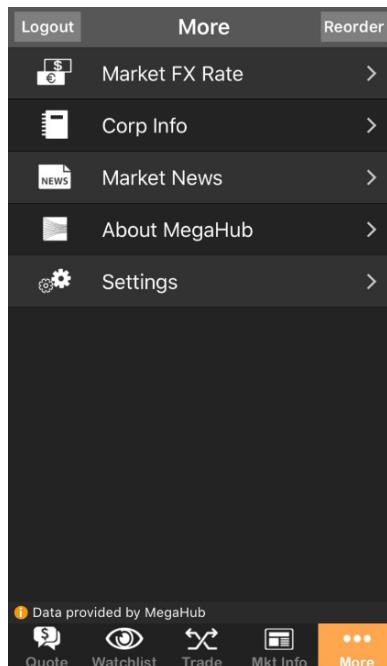
Market Information

- Index
 - For browsing the Global stock market indexes
- Market News
 - For browsing latest financial market news



3. User Logout

- Press [More] on bottom menu bar



— Finish —